




Royal LePage Real Estate Services Ltd., Brokerage
CORPORATE BROKERAGE

December 2017 Market Stats

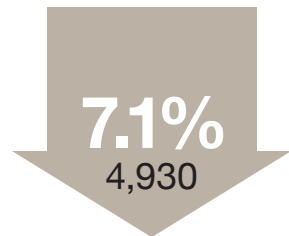
Statistics provided by the Toronto Real Estate Board

MLS Sales Activity

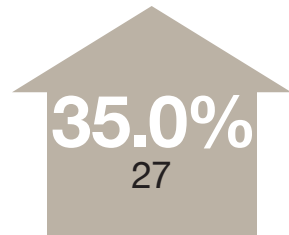
	UNITS	AVERAGE PRICE
DECEMBER 2017	4,930	\$735,021
DECEMBER 2016	5,305	\$730,124



Year-Over-Year
**Average
 Sale Price**



Year-Over-Year
**Number
 of Sales**



Year-Over-Year
**Average Days
 On Market**

Sales & Average Price By Major Home Type



Detached	Sales	Average Price
416	454	\$1,250,235
905	1,484	\$910,216



Semi-Detached	Sales	Average Price
416	172	\$903,658
905	314	\$635,999



Townhouse	Sales	Average Price
416	199	\$649,294
905	667	\$575,894



Condo Apartment	Sales	Average Price
416	1,125	\$532,700
905	437	\$430,001



Royal LePage Real Estate Services Ltd., Brokerage
www.rlpqta.ca

Facebook: [RoyalLePageRealEstateServicesLtd.Brokerage](https://www.facebook.com/RoyalLePageRealEstateServicesLtd.Brokerage)

[/company/royal-lepage-real-estate-services-ltd.-brokerage](https://www.linkedin.com/company/royal-lepage-real-estate-services-ltd.-brokerage)